

# T2 COMPACT FLUORESCENT

13 WATT - 23 WATT












## Application:

- Offices
- Recessed Lighting
- Wall Sconces
- Dorm Rooms
- Table Lamps
- Studio Classrooms

## Advantages:

- Up to 12,000 hours
- Fits standard lamp sockets
- Save on energy cost
- Instant-on and flicker free

Product Code	Watts	Watts Equiv.	Color Temp. (K)	Lumens	CRI	Case Qty.	Base	Rated Life (HRS)*	Start Temp. (°F)	Length (in.)	Diameter (in.)	Energy Star
ST201327	13W	60W	2,700	900	80	50	MED	12,000	-20	4.16	1.83	
ST201341	13W	60W	4,100	900	80	50	MED	12,000	-20	4.16	1.83	
ST201365	13W	60W	6,500	850	80	50	MED	12,000	-20	4.16	1.83	
ST201827	18W	75W	2,700	1200	80	50	MED	12,000	-20	4.32	2.26	
ST201841	18W	75W	4,100	1200	80	50	MED	12,000	-20	4.32	2.26	
ST201865	18W	75W	6,500	1150	80	50	MED	12,000	-20	4.32	2.26	
ST202327	23W	100W	2,700	1600	80	50	MED	12,000	-20	4.71	2.42	
ST202341	23W	100W	4,100	1600	80	50	MED	12,000	-20	4.71	2.42	
ST202365	23W	100W	6,500	1550	80	50	MED	12,000	-20	4.71	2.42	

Not for use with dimmers, enclosed fixtures, outdoor use or control devices. All specifications are subject to change without notice.

\* Based on 3 hours of use per day.



# T3 COMPACT FLUORESCENT

9 WATT - 15 WATT













## Application:

- Offices
- Recessed Lighting
- Wall Sconces
- Dorm Rooms
- Table Lamps
- Classrooms

## Advantages:

- Up to 10,000 hours
- Fits standard lamp sockets
- Save on energy cost
- Instant-on and flicker free

Product Code	Watts	Watts Equiv.	Color Temp. (K)	Lumens	CRI	Case Qty.	Base	Rated Life (HRS)*	Start Temp. (°F)	Length (in.)	Diameter (in.)	Energy Star
S2800927	9W	40	2,700	550	82	60	MED	10,000	-20	3.82	1.42	
S2800941	9W	40	4,100	550	82	60	MED	10,000	-20	3.82	1.42	
S2800950	9W	40	5,000	520	82	60	MED	10,000	-20	3.82	1.42	
S2801027	10W	40	2,700	550	82	60	MED	10,000	-20	4.41	1.69	
S2801041	10W	40	4,100	550	82	60	MED	10,000	-20	4.41	1.69	
S2801065	10W	40	6,500	520	82	60	MED	10,000	-20	4.41	1.69	
S2801127	11W	40	2,700	660	82	60	MED	10,000	-20	4.98	1.66	
S2801141	11W	40	4,100	660	82	60	MED	10,000	-20	4.98	1.66	
S2801165	11W	40	6,500	630	82	60	MED	10,000	-20	4.98	1.66	
S2801327	13W	60	2,700	870	82	60	MED	10,000	-20	4.88	1.77	
S2801341	13W	60	4,100	870	82	60	MED	10,000	-20	4.88	1.77	
S2801350	13W	60	5,000	830	82	60	MED	10,000	-20	4.88	1.77	
S2801365	13W	60	6,500	830	82	60	MED	10,000	-20	4.88	1.77	
S2801527	15W	60	2,700	950	82	60	MED	10,000	-20	4.88	2.05	
S2801541	15W	60	4,100	950	82	60	MED	10,000	-20	4.88	2.05	
S2801550	15W	60	5,000	900	82	60	MED	10,000	-20	4.88	2.05	
S2801565	15W	60	6,500	900	82	60	MED	10,000	-20	4.88	2.05	

Not for use with dimmers, enclosed fixtures, outdoor use or control devices. All specifications are subject to change without notice.

\* Based on 3 hours of use per day.



# T3 COMPACT FLUORESCENT

18 WATT - 26 WATT











## Application:

- Offices
- Recessed Lighting
- Wall Sconces
- Dorm Rooms
- Table Lamps
- Studio Classrooms

## Advantages:

- Up to 10,000 hours
- Fits standard lamp sockets
- Save on energy cost
- Instant-on and flicker free

Product Code	Watts	Watts Equiv.	Color Temp. (K)	Lumens	CRI	Case Qty.	Base	Rated Life (HRS)*	Start Temp. (°F)	Length (in.)	Diameter (in.)	Energy Star
S2801827	18W	75	2,700	1,100	82	60	MED	10,000	-20	4.33	1.66	
S2801841	18W	75	4,100	1,100	82	60	MED	10,000	-20	4.33	1.66	
S2801850	18W	75	5,000	1,045	82	60	MED	10,000	-20	4.33	1.66	
S2802027	20W	75	2,700	1,300	82	60	MED	10,000	-20	4.72	2.32	
S2802041	20W	75	4,100	1,300	82	60	MED	10,000	-20	4.72	2.32	
S2802065	20W	75	6,500	1,235	82	60	MED	10,000	-20	4.72	2.32	
S2802327	23W	100	2,700	1,600	82	60	MED	10,000	-20	5.12	1.89	
S2802341	23W	100	4,100	1,600	82	60	MED	10,000	-20	5.12	1.89	
S2802350	23W	100	5,000	1,450	82	60	MED	10,000	-20	5.12	1.89	
S2802365	23W	100	6,500	1,450	82	60	MED	10,000	-20	5.12	1.89	
S2802627	26W	100	2,700	1,750	82	60	MED	10,000	-20	5.16	2.32	
S2802641	26W	100	4,100	1,750	82	60	MED	10,000	-20	5.16	2.32	
S2802665	26W	100	6,500	1,650	82	60	MED	10,000	-20	5.16	2.32	

Not for use with dimmers, enclosed fixtures, outdoor use or control devices. All specifications are subject to change without notice.

\* Based on 3 hours of use per day.

